

Self-Contained Luminaire

71811 CGLine



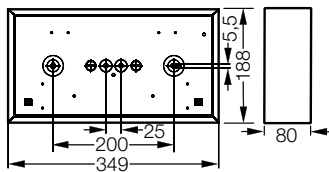
- Self-monitoring self-contained luminaire for stand-alone operation or for connection to the central monitoring device CG Controller CGLine 400 or PC-Interface
- Enclosure made of slim aluminium profile, anodised, with mitre cut
- Test results with fault analysis (lamps, charging and battery circuit) as well as status displays (operation, function test, duration test) via 3 coloured LEDs
- Automatic function test (weekly) and duration test (every 3 months)
- Manual function test or operational duration test via testing buttons
- Automatic charging monitoring and deep discharge protection with restart inhibit
- No-load and short-circuit shut-down of the inverter
- 1 minute delay of normal mode after mains returns (acc. to DIN VDE 0100-718)
- Blocking function with CG-Controller CGLine 400 or PC-Interface in times of shut-down
- Luminaires are generally suitable for maintained or non-maintained mode



71811
with cover PU

Viewing distance	32 m
Luminous flux Φ_E/Φ_N at the end of rated operating time	40 %
Housing material	Aluminium
Housing colour	Aluminium, anodized
Weight	71811-1/D: 2.0 kg 71811-3/D: 2.2 kg
Type of mounting	Wall and ceiling mounting
Connection terminals	Mains connection 3 x 2.5 mm ² / Bus connection 2 x 1.5 mm ²
Connection voltage	230 V AC, 50 Hz
Power consumption mains operation	16 VA
Permissible ambient temperature	Maintained mode -5 °C to +30 °C Non-maintained mode 0 °C to +35 °C
Battery maintenance free and gas tight	Rated operating time 1 h: NC-Accu 3.6 V / 1.5 Ah Rated operating time 3 h: NC-Accu 3.6 V / 4.0 Ah
Light source	8W/T16, 450 lm

Dimensions in mm



71811 CGLine

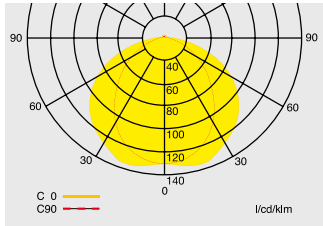
Ordering details

Type	Scope of supply		Order No.
71811-1/D CGLine	Luminaire housing without cover		4 0071 351 242
71811-3/D CGLine	Luminaire housing without cover		4 0071 351 243
Cover PL acc. to DIN 4844	Cover with pictogram		4 0071 351 600
Cover PR acc. to DIN 4844	Cover with pictogram		4 0071 351 601
Cover PU acc. to DIN 4844	Cover with pictogram		4 0071 351 602
Cover PL	Cover with pictogram		4 0071 351 608
Cover PR	Cover with pictogram		4 0071 351 609
Cover PU	Cover with pictogram		4 0071 351 610
Cover SL	Transparent cover		4 0071 351 187

Accessories

Type	Scope of supply	Order No.
Wire guard		4 0071 348 370

Self-Contained Luminaire 71811 CGLine



Light distribution curve 71811

Planning help for 71811 for E = 1.0 lx (0.5 lx) with transparent cover SL

Measuring level 0.02 m, maintenance factor MF = 80 %, battery operation, distances in m

Mounting height (m)	Types of mounting	Mounting diagrams			
		L1	L2	L3	L4
2.5	Ceiling mounting	2.2 (2.8)	5.6 (7.0)	2.7 (3.5)	7.0 (8.8)
3.0	Escape route centre	2.2 (3.0)	6.0 (7.6)	2.7 (3.7)	7.4 (9.6)
4.0		1.9 (3.1)	6.2 (8.2)	2.4 (3.8)	7.6 (10.4)
5.0		1.1 (2.9)	5.8 (8.6)	1.6 (3.6)	7.0 (10.6)
6.0		- (2.5)	4.8 (8.6)	- (3.1)	5.8 (10.6)
7.0		- (1.5)	2.0 (8.2)	- (2.2)	3.0 (10.0)
2.0	Wall mounting	1.6 (2.1)	4.2 (5.2)	1.5 (2.2)	4.4 (5.8)
2.5		1.3 (2.0)	3.8 (5.2)	- (-)	3.4 (5.4)
3.0		0.3 (1.6)	3.2 (4.8)	- (-)	2.0 (4.4)
3.0	Ceiling mounting	2.4 (2.8)	6.0 (7.4)	2.5 (3.1)	6.6 (8.4)
4.0	Room illumination	2.0 (2.4)	6.2 (8.4)	2.0 (4.5)	7.6 (9.2)
5.0		0.7 (2.4)	6.2 (8.8)	0.7 (3.5)	7.8 (10.2)
6.0		0.7 (2.4)	5.8 (8.8)	0.7 (2.5)	7.6 (11.0)
7.0		0.7 (0.7)	4.8 (8.8)	0.7 (0.7)	6.0 (11.2)

Self-Contained Luminaire 71821 CGLine

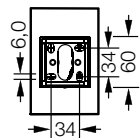



- Self-monitoring self-contained luminaire for stand-alone operation or for connection to the central monitoring device CG Controller CGLine 400 or PC-Interface
- Enclosure made of slim aluminium profile, anodised, with mitre cut
- Test results with fault analysis (lamps, charging and battery circuit) as well as status displays (operation, function test, duration test) via 3 coloured LEDs
- Automatic function test (weekly) and duration test (every 3 months)
- Manual function test or operational duration test via testing buttons
- Automatic charging monitoring and deep discharge protection with restart inhibit
- No-load and short-circuit shut-down of the inverter
- 1 minute delay of normal mode after mains returns (acc. to DIN VDE 0100-718)
- Blocking function with CG-Controller CGLine 400 or PC-Interface in times of shut-down
- Luminaires are generally suitable for maintained or non-maintained mode

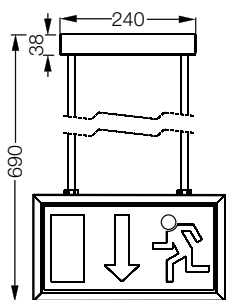


71821 CGLine WM
with cover PU

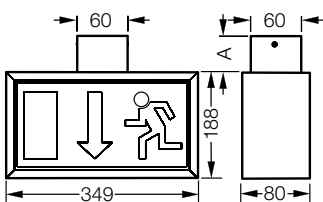
Dimensions in mm



71821 CGLine WM



71821 CGLine PM



71821 CGLine DM

A = 42 mm, 100 mm and 500 mm

Viewing distance	32 m
Luminous flux Φ_E/Φ_N at the end of rated operating time	40 %
Housing material	Aluminium
Housing colour	Aluminium, anodized
Weight	71821-1/D 1.7 kg 71821-3/D 1.9 kg
Type of mounting	Ceiling, pendant, chain or wall bracket mounting
Connection terminals	Mains connection 3 x 2.5 mm ² / Bus connection 2 x 1.5 mm ²
Connection voltage	230 V AC, 50 Hz
Power consumption mains operation	16 VA
Permissible ambient temperature	Maintained mode -5 °C to +30 °C Non-maintained mode 0 °C to +35 °C
Battery maintenance free and gas tight	Rated operating time 1 h: NC-Accu 3.6 V / 1.5 Ah Rated operating time 3 h: NC-Accu 3.6 V / 4.0 Ah
Light source	8W/T16, 450 lm







Ordering details for rated operating time 1h

Type	Scope of supply	Order No.
71821-1/D CGLine WM	Luminaire housing without cover	4 0071 351 255
71821-1/D CGLine DM	Luminaire housing without cover	4 0071 351 256
71821-1/D CGLine PM	Luminaire housing without cover	4 0071 351 257

Ordering details for rated operating time 3h

Type	Scope of supply	Order No.
71821-3/D CGLine WM	Luminaire housing without cover	4 0071 351 260
71821-3/D CGLine DM	Luminaire housing without cover	4 0071 351 261
71821-3/D CGLine PM	Luminaire housing without cover	4 0071 351 262

Ordering details

Type	Scope of supply	Order No.
Cover PL acc. to DIN 4844	Cover with pictogram	 4 0071 351 600
Cover PR acc. to DIN 4844	Cover with pictogram	 4 0071 351 601
Cover PU acc. to DIN 4844	Cover with pictogram	 4 0071 351 602
Cover PL	Cover with pictogram	 4 0071 351 608
Cover PR	Cover with pictogram	 4 0071 351 609
Cover PU	Cover with pictogram	 4 0071 351 610
Blind cover	Cover without pictogram	4 0071 351 197

Self-Contained Luminaire

71821 CGLine

Accessories

Type	Scope of supply	Order No.
Wall / ceiling mounting kit	for WM/DM, A = 42 mm	4 0071 351 011
Wall / ceiling mounting kit	for WM/DM, A = 100 mm	4 0071 351 497
Ceiling mounting kit	for DM, A = 500 mm	4 0071 351 498
Suspension set 0.5 m	with canopy, silver, square form for PM	4 0071 350 412
Suspension set 1.0 m	with canopy, silver, square form for PM	4 0071 350 414
Suspension set 1.5 m	with canopy, silver, square form for PM	4 0071 350 416
Chain fastening		4 0071 351 158

Each luminaire requires 2 covers. Installation material is not included in the scope of supply.
Please order it separately depending on the type of mounting (see accessories).
WM = Wall mounting, DM = Ceiling mounting, PM = Pendant mounting