


# Self-Contained Luminaire 6811 CGLine



- Self-monitoring self-contained luminaire for stand-alone operation or for connection to the central monitoring device CG Controller CGLine 400 or PC-Interface
- Enclosure with high degree of protection of IP 65
- Test results with fault analysis (lamps, charging and battery circuit) as well as status displays (operation, function test, duration test) via 3 coloured LEDs
- Automatic function test (weekly) and duration test (every 3 months)
- Manual function test or operational duration test via testing buttons
- Automatic charging monitoring and deep discharge protection with restart inhibit
- No-load and short-circuit shut-down of the inverter
- 1 minute delay of normal mode after mains returns (acc. to DIN VDE 0100-718)
- Blocking function with CG-Controller CGLine 400 or PC-Interface in times of shut-down
- Luminaires are generally suitable for maintained or non-maintained mode



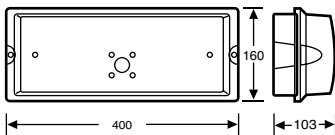
6811  
with transparent cover



6811  
with pictogram PU

Viewing distance	26 m
Luminous flux $\Phi_E/\Phi_N$ at the end of rated operating time	40 %
Housing material	Polycarbonate (850 °C glow wire resistant)
Housing colour	White
Weight	Rated operating time 1 h: 1.8 kg Rated operating time 3 h: 2.1 kg
Type of mounting	Wall and ceiling mounting
Connection terminals	for 2.5 mm <sup>2</sup>
Connection voltage	230 V AC, 50 Hz
Power consumption mains operation	16 VA
Permissible ambient temperature	Maintained mode -5 °C to +30 °C Non-maintained mode 0 °C to +35 °C
Battery maintenance free and gas tight	Rated operating time 1 h: NiCd 3.6 V / 1.5 Ah Rated operating time 3 h: NiCd 3.6 V / 4.0 Ah
Light source	8 W/T16, 450 lm

Dimensions in mm



### Ordering details for rated operating time 1h

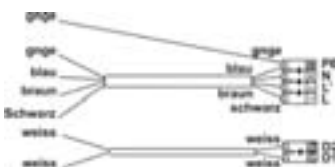
Type	Scope of supply	Order No.
6811-1/D CGLine acc. to DIN 4844	Luminaire housing with cover incl. 3 pictograms PL, PR, PU 	4 0071 350 112
6811-1/D CGLine	Luminaire housing with cover incl. 3 pictograms PL, PR, PU 	4 0071 352 732

### Ordering details for rated operating time 3h

Type	Scope of supply	Order No.
6811-3/D CGLine acc. to DIN 4844	Luminaire housing with cover incl. 3 pictograms PL, PR, PU 	4 0071 350 113
6811-3/D CGLine	Luminaire housing with cover incl. 3 pictograms PL, PR, PU 	4 0071 352 733

### Accessories

Type	Order No.
Wire guard	4 0071 348 370
Through-wiring set PE, N, L', L and D1, D2	4 0071 350 422

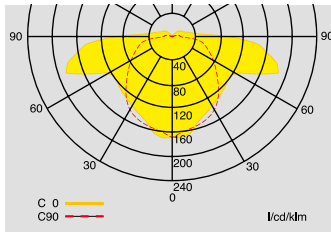


Through-wiring set

# Self-Contained Luminaire 6811 CGLine

## Planning help for 6811 for E = 1.0 lx (0.5 lx) with transparent cover

Measuring level 0.02 m, maintenance factor MF = 80 %, battery operation, distances in m



**Light distribution curve 6811  
with transparent cover**

Mounting height (m)	Types of mounting	Mounting types			
		L1	L2	L3	L4
2.5	Ceiling mounting	2.6 (3.4)	6.8 ( 8.6)	2.9 (4.2)	8.2 (12.4)
3.0	Escape route centre	2.6 (3.5)	7.0 ( 9.2)	2.9 (4.0)	8.0 (12.2)
4.0		2.5 (3.7)	7.2 ( 9.8)	2.6 (4.0)	7.8 (11.2)
5.0		1.9 (3.6)	7.0 (10.2)	1.9 (3.8)	7.2 (11.2)
2.0	Wall mounting	2.8 (3.6)	7.2 ( 8.8)	3.1 (4.1)	8.2 (10.6)
2.5		3.0 (3.8)	7.6 ( 9.6)	3.2 (4.3)	8.4 (11.2)
3.0		3.0 (4.0)	7.8 (10.0)	3.0 (4.3)	8.6 (11.4)