

Self-Contained Luminaire

Brillant 1886, 1888, 1988 CGLine



- Self-monitoring self-contained luminaire for stand-alone operation or for connection to the central monitoring device CG Controller CGLine 400 or PC-Interface
- Wall and surface mounting housings with rectangular, slender 50 mm profile housing
- Recessed mounting version including plastic bezel, optional with metal bezel
- Test results with fault analysis (lamps, charging and battery circuit) as well as status displays (operation, function test, duration test) via 3 coloured LEDs
- Automatic function test (weekly) and duration test (every 3 months)
- Manual function test or operational duration test via testing buttons
- Automatic charging monitoring and deep discharge protection with restart inhibit
- No-load and short-circuit shut-down of the inverter
- 1 minute delay of normal mode after mains returns (acc. to DIN VDE 0100-718)
- Blocking function with CG-Controller CGLine 400 or PC-Interface in times of shut-down
- Luminaires are generally suitable for maintained or non-maintained mode



1886



1888



1988

Viewing distance	1886 = 20 m / 1888 = 28 m / 1988 = 28 m
Luminous flux Φ_E/Φ_N at the end of rated operating time	40 %
Housing material	Sheet steel
Housing colour	Light grey, sim. RAL 7035
Weight incl. panel	1886-1/D 3.1 kg 1886-3/D 3.3 kg 1888-1/D 3.2 kg 1888-3/D 3.5 kg 1988-1/D 2.5 kg 1988-3/D 5.7 kg
Type of mounting	1886/1888 Recessed ceiling mounting 1988 Ceiling surface mounting
Connection terminals	Mains connection 3 x 2.5 mm ² / Bus connection 2 x 1.5 mm ²
Connection voltage	230 V AC, 50 Hz
Power consumption mains operation	12 VA (6 W) / 16 VA (8 W)
Permissible ambient temperature	Maintained mode -5 °C to +30 °C Non-maintained mode 0 °C to +35 °C
Battery rechargeable, maintenance free and gas tight	Rated operating time 1 h: NiCd 3.6 V / 1.5 Ah Rated operating time 3 h: NiCd 3.6 V / 4.0 Ah
Light source	6W/T16, 300 lm / 8W/T16, 450 lm


Ordering details für Rated operating time 1h

Type	Scope of supply	Order No.
1886-1/D CGLine	Panel luminaire for recessed ceiling mounting, without panel; design: plastic bezel white, RAL 9010	4 0071 352 293
1888-1/D CGLine	Panel luminaire for recessed ceiling mounting, without panel; design: plastic bezel white, RAL 9010	4 0071 350 122
1988-1/D CGLine	Panel luminaire for surface ceiling mounting, without panel, RAL 9010	4 0071 350 126

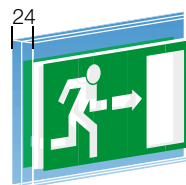
Ordering details für Rated operating time 3h

Type	Scope of supply	Order No.
1886-3/D CGLine	Panel luminaire for recessed ceiling mounting, without panel; design: plastic bezel white, RAL 9010	4 0071 352 294
1888-3/D CGLine	Panel luminaire for recessed ceiling mounting, without panel; design: plastic bezel white, RAL 9010	4 0071 350 123
1988-3/D CGLine	Panel luminaire for surface ceiling mounting, without panel, RAL 9010	4 0071 350 127

Self-Contained Luminaire Brillant 1886, 1888, 1988 CGLine



Panel A



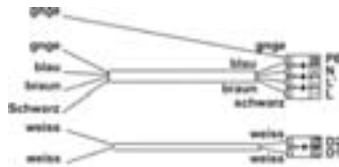
Panel B

Ordering details for panel 1886

Type	Scope of supply		Order No.
Panel A PL acc. to DIN 4844	One-sided pictogram panel		4 0071 348 996
Panel A PR acc. to DIN 4844	One-sided pictogram panel		4 0071 348 997
Panel A PU acc. to DIN 4844	One-sided pictogram panel		4 0071 348 995
Panel B PL/PR acc. to DIN 4844	Two-sided pictogram panel		4 0071 348 937
Panel B PU/PU acc. to DIN 4844	Two-sided pictogram panel		4 0071 348 938
Panel B PU/BL acc. to DIN 4844	Two-sided pictogram panel		4 0071 349 887
Panel A PL	One-sided pictogram panel		4 0071 348 993
Panel A PR	One-sided pictogram panel		4 0071 348 994
Panel A PU	One-sided pictogram panel		4 0071 348 992
Panel B PL/PR	Two-sided pictogram panel		4 0071 348 963
Panel B PU/PU	Two-sided pictogram panel		4 0071 348 964
Panel B PU/BL	Two-sided pictogram panel		4 0071 349 181



Concrete mounting box

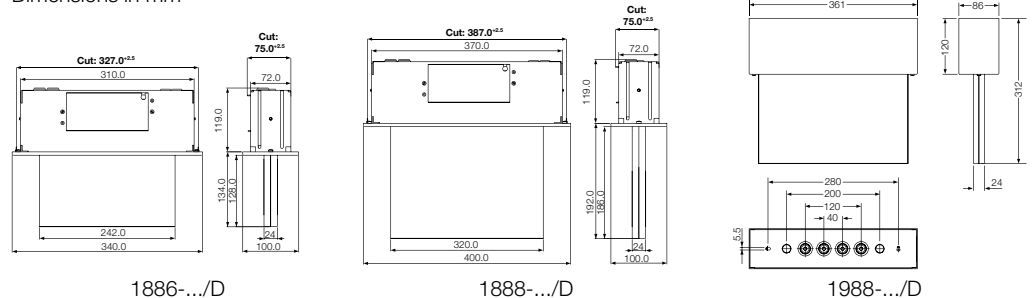


Through-wiring set

Accessories


Type	Scope of supply	Order No.
Concrete mounting box für 1886	for installation in concrete ceilings	4 0071 348 725
Mounting kit for 1886/1888	for installation in concrete mounting box	4 0071 341 721
Through-wiring set PE, N, L', L and D1, D2		4 0071 350 422

Dimensions in mm

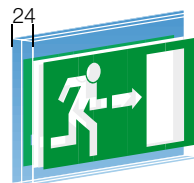


Self-Contained Luminaire

Brillant 1886, 1888, 1988 CGLine



Panel A



Panel B

Ordering details for panel 1888, 1988

Type	Scope of supply		Order No.
Panel A PL acc. to DIN 4844	One-sided pictogram panel		4 0071 348 923
Panel A PR acc. to DIN 4844	One-sided pictogram panel		4 0071 348 924
Panel A PU acc. to DIN 4844	One-sided pictogram panel		4 0071 348 922
Panel B PL/PR acc. to DIN 4844	Two-sided pictogram panel		4 0071 348 925
Panel B PU/PU acc. to DIN 4844	Two-sided pictogram panel		4 0071 348 926
Panel B PU/BL acc. to DIN 4844	Two-sided pictogram panel		4 0071 349 886
Panel A PL	One-sided pictogram panel		4 0071 341 532
Panel A PR	One-sided pictogram panel		4 0071 341 533
Panel A PU	One-sided pictogram panel		4 0071 341 531
Panel B PL/PR	Two-sided pictogram panel		4 0071 341 527
Panel B PU/PU	Two-sided pictogram panel		4 0071 341 526
Panel B PU/BL	Two-sided pictogram panel		4 0071 349 180



Concrete mounting box



Through-wiring set

Accessories

Type	Scope of supply	Order No.
Concrete mounting box for 1888	for installation in concrete ceilings	4 0071 341 710
Mounting kit for 1886/1888	for installation in concrete mounting box	4 0071 341 721
Suspension set 0.5 m for 1988	with canopy	4 0071 350 517
Wall bracket for 1988	RAL 9010	4 0071 349 910
Wall bracket for 1988 simple construction	RAL 9010	4 0071 349 952
Wall mounting parallel for 1988	RAL 9010	4 0071 349 852
Chain fastening for 1988		4 0071 348 723
Through-wiring set PE, N, L', L and D1, D2		4 0071 350 422