

# Self-Contained Luminaire 28011 CGLine



- Self-monitoring self-contained luminaire for stand-alone operation or for connection to the central monitoring device CG Controller CGLine 400 or PC-Interface
- Test results with fault analysis (lamps, charging and battery circuit) as well as status display (operation, function test, duration test) via 3 coloured LEDs
- Optional IP54 set for increased sealing requirements for indoor rooms or for canopied outdoor areas
- Automatic function test (weekly) and duration test (every 3 months)
- Manual function test or operational duration test via testing buttons
- Automatic charging monitoring and deep discharge protection with restart inhibit
- No-load and short-circuit shut-down of the inverter
- 1 minute delay of normal mode after mains returns (acc. to DIN VDE 0100-718)
- Blocking function with CG Controller CGLine 400 or PC interface in times of shut-down
- Luminaires are generally suitable for maintained or non-maintained mode



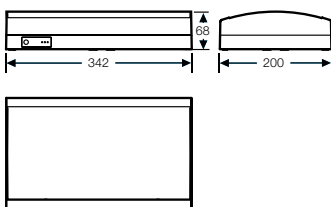
28011  
with transparent cover



28011  
with pictogram PL

|                                                                     |                                                                                                |
|---------------------------------------------------------------------|------------------------------------------------------------------------------------------------|
| Viewing distance                                                    | 32 m                                                                                           |
| Luminous flux $\Phi_E/\Phi_N$<br>at the end of rated operating time | 40 %                                                                                           |
| Housing material                                                    | Polycarbonate (850 °C glow wire resistant)                                                     |
| Housing colour                                                      | Light grey, sim. RAL 7035                                                                      |
| Weight                                                              | Rated operating time 1 h: 1.7 kg<br>Rated operating time 3 h: 1.9 kg                           |
| Type of mounting                                                    | Wall and ceiling mounting                                                                      |
| Connection terminals                                                | Mains connection 3 x 2.5 mm <sup>2</sup> / Bus connection 2 x 1.5 mm <sup>2</sup>              |
| Connection voltage                                                  | 230 V AC, 50 Hz                                                                                |
| Power consumption mains operation                                   | 16 VA                                                                                          |
| Permissible ambient temperature                                     | Maintained mode -5 °C to +30 °C<br>Non-maintained mode 0 °C to +35 °C                          |
| Battery<br>maintenance free and gas tight                           | Rated operating time 1 h: NiCd 3.6 V / 1.5 Ah<br>Rated operating time 3 h: NiCd 3.6 V / 4.0 Ah |
| Light source                                                        | 8W/T16, 450 lm                                                                                 |

Dimensions in mm



## Ordering details for rated operating time 1h

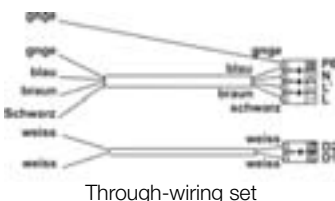
| Type                                       | Scope of supply                                                                           | Order No.      |
|--------------------------------------------|-------------------------------------------------------------------------------------------|----------------|
| 28011-1/D CGLine (SET)<br>acc. to DIN 4844 | Luminaire incl. cover and 3 pictogram foils<br>PL, PR, PU and automatic test function<br> | 4 0071 350 102 |
| 28011-1/D CGLine (SET)                     | Luminaire incl. cover and 3 pictogram foils<br>PL, PR, PU and automatic test function<br> | 4 0071 352 716 |

## Ordering details for rated operating time 3h

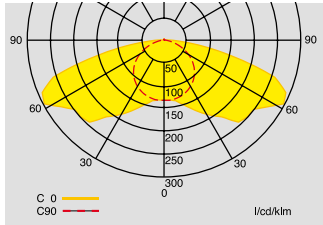
| Type                                       | Scope of supply                                                                           | Order No.      |
|--------------------------------------------|-------------------------------------------------------------------------------------------|----------------|
| 28011-3/D CGLine (SET)<br>acc. to DIN 4844 | Luminaire incl. cover and 3 pictogram foils<br>PL, PR, PU and automatic test function<br> | 4 0071 350 103 |
| 28011-3/D CGLine (SET)                     | Luminaire incl. cover and 3 pictogram foils<br>PL, PR, PU and automatic test function<br> | 4 0071 352 717 |

## Accessories

| Type               | Scope of supply                                  | Order No.      |
|--------------------|--------------------------------------------------|----------------|
| Wire guard AP      |                                                  | 4 0071 348 370 |
| IP 54 Option       | IP 54 Protective cover with mounting accessories | 4 0071 350 420 |
| Through-wiring set | Through-wiring set PE, N, L', L and D1, D2       | 4 0071 350 422 |



# Self-Contained Luminaire 28011 CGLine



**Light distribution curve 28011  
with transparent cover**

## Planning help for 28011 for E = 1.0 lx (0.5 lx) with transparent cover

Measuring level 0.02 m, maintenance factor MF = 80 %, battery operation, distances in m

| Mounting height (m) | Types of mounting   | Mounting diagrams |           |           |             |
|---------------------|---------------------|-------------------|-----------|-----------|-------------|
|                     |                     | L1                | L2        | L3        | L4          |
| 2.5                 | Ceiling mounting    | 2.2 (3.0)         | 6.0 (7.6) | 4.0 (5.4) | 10.7 (13.4) |
| 3.0                 | Escape route centre | 2.1 (3.1)         | 6.1 (8.0) | 3.8 (5.6) | 11.2 (14.3) |
| 3.5                 |                     | 1.9 (3.1)         | 6.1 (8.4) | 3.7 (5.7) | 11.2 (15.1) |
| 4.0                 |                     | 1.6 (3.1)         | 6.0 (8.6) | 3.5 (5.5) | 10.8 (15.6) |
| 4.5                 |                     | 1.0 (2.9)         | 5.7 (8.7) | 2.6 (5.3) | 10.4 (15.9) |
| 5.0                 |                     | - (2.7)           | 5.1 (8.7) | - (5.2)   | 10.2 (15.8) |
| 5.5                 |                     | - (2.4)           | 4.3 (8.5) | - (5.0)   | 9.8 (15.4)  |
| 2.0                 | Wall mounting       | 2.4 (2.9)         | 5.8 (6.9) | 2.6 (3.3) | 6.6 ( 8.2)  |
| 2.5                 |                     | 2.3 (2.9)         | 5.8 (7.1) | - (3.2)   | 6.2 ( 8.1)  |
| 3.0                 |                     | 2.0 (2.8)         | 5.6 (7.1) | - ( - )   | - ( 7.7)    |
| 2.5                 | Ceiling mounting    | 2.4 (2.8)         | 6.0 (7.1) | 3.5 ( - ) | 11.0 ( 7.7) |
| 3.0                 | Room illumination   | 2.4 (0.0)         | 6.2 (0.0) | 3.5 (0.0) | 11.8 ( 0.0) |
| 3.5                 |                     | 1.9 (0.0)         | 6.2 (0.0) | 3.6 (0.0) | 12.4 ( 0.0) |
| 4.0                 |                     | 1.8 (3.0)         | 6.2 (7.6) | 2.8 (4.7) | 12.4 (13.2) |
| 4.5                 |                     | 0.7 (3.4)         | 6.2 (8.0) | 0.7 (4.5) | 12.2 (14.6) |
| 5.0                 |                     | 0.7 (3.4)         | 6.0 (8.4) | 0.7 (4.5) | 12.0 (15.6) |
| 5.5                 |                     | 0.7 (3.1)         | 5.8 (8.6) | 0.7 (4.6) | 11.0 (16.6) |

# Self-Contained Luminaire Style Variant 28021 CGLine



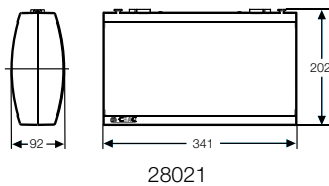
- Self-monitoring self-contained luminaire for stand-alone operation or for connection to the central monitoring device CG Controller CGLine 400 or PC-Interface
- Test results with fault analysis (lamps, charging and battery circuit) as well as status display (operation, function test, duration test) via 3 coloured LEDs
- Automatic function test (weekly) and duration test (every 3 months)
- Manual function test or operational duration test via testing buttons
- Automatic charging monitoring and deep discharge protection with restart inhibit
- No-load and short-circuit shut-down of the inverter
- 1 minute delay of normal mode after mains returns (acc. to DIN VDE 0100-718)
- Blocking function with CG Controller CGLine 400 or PC interface in times of shut-down
- Luminaires are generally suitable for maintained or non-maintained mode



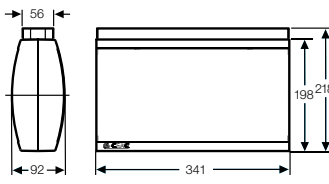
28021  
with pictogram PU

|                                                                     |                                                                                                |
|---------------------------------------------------------------------|------------------------------------------------------------------------------------------------|
| Viewing distance                                                    | 32 m                                                                                           |
| Luminous flux $\Phi_E/\Phi_N$<br>at the end of rated operating time | 40 %                                                                                           |
| Housing material                                                    | Polycarbonate (850 °C glow wire resistant)                                                     |
| Housing colour                                                      | Light grey, sim. RAL 7035                                                                      |
| Weight                                                              | Rated operating time 1 h: 1.7 kg<br>Rated operating time 3 h: 1.9 kg                           |
| Type of mounting                                                    | Wall and ceiling mounting                                                                      |
| Connection terminals                                                | Mains connection 3 x 2.5 mm <sup>2</sup> / Bus connection 2 x 1.5 mm <sup>2</sup>              |
| Connection voltage                                                  | 230 V AC, 50 Hz                                                                                |
| Power consumption mains operation                                   | 16 VA                                                                                          |
| Permissible ambient temperature                                     | Maintained mode -5 °C to +30 °C<br>Non-maintained mode 0 °C to +35 °C                          |
| Battery<br>maintenance free and gas tight                           | Rated operating time 1 h: NiCd 3.6 V / 1.5 Ah<br>Rated operating time 3 h: NiCd 3.6 V / 4.0 Ah |
| Light source                                                        | 8W/T16, 450 lm                                                                                 |

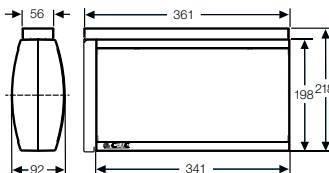
Dimensions in mm



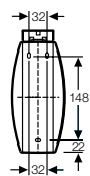
28021



28021 with ceiling mounting



28021 with wall bracket





28021 with wall bracket





Through-wiring set

### Ordering details for rated operating time 1 h

| Type                                       | Scope of supply                                                                                                                                                                  | Order No.      |
|--------------------------------------------|----------------------------------------------------------------------------------------------------------------------------------------------------------------------------------|----------------|
| 28021-1/D CGLine (SET)<br>acc. to DIN 4844 | Luminaire incl. cover and 4 pictogram foils<br>PL, PR, PU, BL and automatic test function<br> | 4 0071 350 106 |
| 28021-1/D CGLine (SET)                     | Luminaire incl. cover and 4 pictogram foils<br>PL, PR, PU, BL and automatic test function<br> | 4 0071 352 718 |

### Ordering details for rated operating time 3 h

| Type                                       | Scope of supply                                                                                                                                                                  | Order No.      |
|--------------------------------------------|----------------------------------------------------------------------------------------------------------------------------------------------------------------------------------|----------------|
| 28021-3/D CGLine (SET)<br>acc. to DIN 4844 | Luminaire incl. cover and 4 pictogram foils<br>PL, PR, PU, BL and automatic test function<br> | 4 0071 350 107 |
| 28021-3/D CGLine (SET)                     | Luminaire incl. cover and 4 pictogram foils<br>PL, PR, PU, BL and automatic test function<br> | 4 0071 352 719 |

### Accessories

| Type                                       | Scope of supply | Order No.      |
|--------------------------------------------|-----------------|----------------|
| Ceiling mounting                           |                 | 4 0071 350 432 |
| Suspension set 0,5 m <sup>1)</sup>         | with canopy     | 4 0071 350 400 |
| Chain fastening <sup>1)</sup>              |                 | 4 0071 351 158 |
| Wall bracket                               |                 | 4 0071 350 418 |
| Through-wiring set PE, N, L', L and D1, D2 |                 | 4 0071 350 422 |

<sup>1)</sup> Ceiling mounting 4 0071 350 432 required