

# Safety Luminaire and Escape Sign Luminaire

## STYLE Industry 40011 CG-S



- Single-sided distribution escape sign or safety luminaire with robust diecast aluminium housing
- Large selection of screenprinted pictogram covers with simple snap mounting
- Maximum distance of 14 m from luminaire to luminaire with transparent cover
- Optional IP54 set for increased sealing requirements for indoor rooms or for canopied outdoor areas
- Shortened inspection effort due to **CEWA GUARD** technology
- Automatic function monitoring of up to 20 luminaires per circuit
- Reduced installation expenditure with **STAR** technology
- Freely programmable mixed operation of the switching modes per luminaire in one circuit



40011 CG-S  
with transparent cover









40011 CG-S  
with pictogram PL



Wire guard

<b>Viewing distance</b>	<b>32 m</b>
Luminous flux $\Phi_E/\Phi_N$ at the end of rated operating time	75 %
Housing material	Coated aluminium
Weight incl. cover	2.3 kg
Housing colour	Grey RAL 7035
Type of mounting	Wall and ceiling mounting
Connection terminals	Loop terminals 3 x 2.5 mm <sup>2</sup>
Connection voltage	220 - 240 V, 50/60 Hz 176 - 275 V DC
Current consumption - battery operation (220 V)	30 mA
Power consumption mains operation	16 VA
Permissible temperature range	-10 °C to +40 °C
Light source	8 W/T16, 450 lm

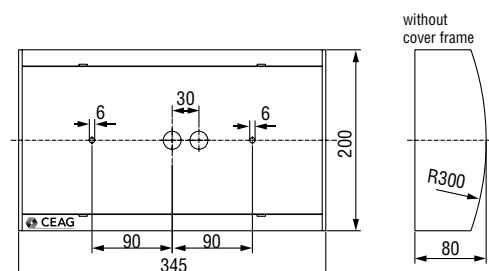
### Ordering details

Type	Scope of supply	Order No.
40011 CG-S	Luminaire without cover with CG monitoring and 20-digit address switch	4 0071 348 401
Cover SL	Transparent cover	4 0071 345 985
Cover PL acc. to DIN 4844	Cover with silkscreened pictogram 	4 0071 349 320
Cover PR acc. to DIN 4844	Cover with silkscreened pictogram 	4 0071 349 321
Cover PU acc. to DIN 4844	Cover with silkscreened pictogram 	4 0071 349 323
Cover PL	Cover with silkscreened pictogram 	4 0071 348 011
Cover PR	Cover with silkscreened pictogram 	4 0071 348 012
Cover PU	Cover with silkscreened pictogram 	4 0071 348 013

### Accessories

Type	Scope of supply	Order No.
IP 54 set	Protective cover IP 54 with mounting accessories	4 0071 345 975
Wire guard		4 0071 348 370
Ceiling mounting angle		4 0071 348 588
2 x M20 cable glands		4 0071 348 422

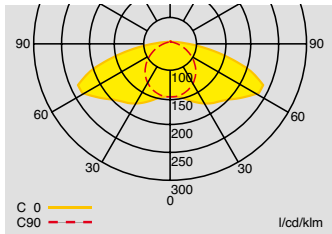
Dimensions in mm



# Safety Luminaire and Escape Sign Luminaire STYLE Industry 40011 CG-S

## Planning help for 40011 CG-S for E = 1.0 lx (0.5 lx) with transparent cover

Measuring level 0.02 m, maintenance factor MF = 80 %, battery operation, distances in m



Light distribution curve 40011 CG-S with transparent cover

Mounting height (m)	Types of mounting	Mounting types			
		L1	L2	L3	L4
2.5	Ceiling mounting	2.9 (3.7)	7.4 ( 9.0)	5.1 (6.3)	12.4 (15.0)
3.0	Escape route centre	3.0 (3.9)	7.8 ( 9.8)	5.3 (6.8)	13.4 (16.4)
4.0		3.1 (4.3)	8.4 (11.0)	5.2 (7.4)	14.8 (18.8)
5.0		2.7 (4.3)	8.6 (11.6)	4.5 (7.4)	14.6 (20.4)
6.0		2.0 (4.2)	8.4 (12.0)	3.7 (7.1)	14.0 (21.0)
7.0		0.3 (3.9)	7.6 (12.2)	0.8 (6.4)	12.9 (20.8)
2.0	Wall mounting	2.8 (3.3)	6.6 ( 7.8)	3.4 (4.1)	8.2 ( 9.8)
2.5		2.9 (3.5)	7.0 ( 8.2)	3.2 (4.1)	8.2 (10.0)
3.0		2.9 (3.5)	7.0 ( 8.4)	– (3.9)	7.8 (10.0)
3.0	Ceiling mounting	2.4 (3.4)	7.8 ( 9.6)	5.5 (6.5)	13.6 (16.2)
4.0	Room illumination	2.4 (3.4)	8.6 (10.8)	5.5 (7.5)	15.2 (19.0)
5.0		2.4 (4.4)	8.8 (11.8)	4.5 (5.5)	16.2 (20.8)
6.0		1.8 (3.4)	8.8 (12.2)	3.0 (6.5)	16.0 (22.4)
7.0		0.7 (3.4)	8.8 (12.6)	0.7 (5.5)	15.2 (23.0)