

Escape Sign Panel Luminaire SpiritLED 16



- Exclusive escape sign panel luminaire with LED technology
- Frameless design with pictogram integrated in acrylic glass
- Very good perceptibility via high luminance of white contrast colour > 500 cd/m² according to DIN 4844-1, and high uniformity $L_{min}/L_{max} > 0.5$
- Special LED converter, with integrated monitoring module for single luminaire monitoring
- Increased safety with use of 3-chip LEDs
- Minimum service requirement due to high service life of the LEDs (50,000 hours)
- Shortened inspection effort due to CEWA GUARD technology
- Automatic function monitoring of up to 20 luminaires per circuit
- Reduced installation expenditures by STAR technology
- Freely programmable mixed operation of the switching modes per luminaire in one circuit



SpiritLED 16
wire suspension
with panel PU/PU



SpiritLED 16
ceiling surface mounting
with panel PU/PU

Viewing distance	16 m
Luminous flux Φ_E/Φ_N at the end of rated operating time	100 %
Housing material	Plastic
Weight	1.0 kg
Housing colour	Silver
Type of mounting	Recessed and surface ceiling mounting (max. 0.7 m)
Connection terminals	Clamp terminal 2.5 mm ² reverse-polarity protected
Connection voltage	220 – 240 V AC, 50/60 Hz 176 – 275 V DC
Current consumption - battery operation (220 V)	7 mA
Power consumption mains operation (apparent power/effective power)	3.8 VA / 1.7 W
Permissible ambient temperature	-10 °C to +40 °C
Light source	LED batten with 3-chip LEDs

Ordering details

Type		Order No.
SpiritLED 16 PL/PR – LED panel with pictogram PL/PR and LED-module (mounting kit is required) acc. to DIN 4844		400 71 352 123
SpiritLED 16 PU/PU – LED panel with pictogram PU/PU and LED-module (mounting kit is required) acc. to DIN 4844		400 71 352 124
SpiritLED 16 PU/Blind – LED panel with pictogram PU/Blind and LED-module (mounting kit is required) acc. to DIN 4844		400 71 352 125
SpiritLED 16 PL/PR-R* 90° – LED panel with pictogram PL/PR and LED-module (mounting kit is required) acc. to DIN 4844		400 71 352 240
SpiritLED 16 PL/PR-W* 90° – LED panel with pictogram PL/PR and LED-module (mounting kit is required) is required) acc. to DIN 4844		400 71 352 241
SpiritLED 16 PL/PR – LED panel with pictogram PL/PR and LED-module (mounting kit is required) is required)		400 71 352 120
SpiritLED 16 PU/PU – LED panel with pictogram PU/PU and LED-module (mounting kit is required)		400 71 352 121
SpiritLED 16 PU/Blind – LED panel with pictogram PU/Blind and LED-module (mounting kit is required)		400 71 352 122
SpiritLED 16 PL/PR-R* 90° – LED panel with pictogram PL/PR and LED-module (mounting kit is required)		400 71 352 242
SpiritLED 16 PL/PR-W* 90° – LED panel with pictogram PL/PR and LED-module (mounting kit is required)		400 71 352 243

* R = Arrow from mounting wall

W = Arrow to mounting wall

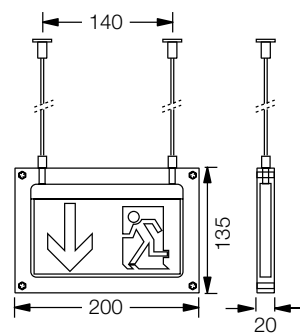
** Degree of protection recessed ceiling mounting kit IP 20

Escape Sign Panel Luminaire SpiritLED 16

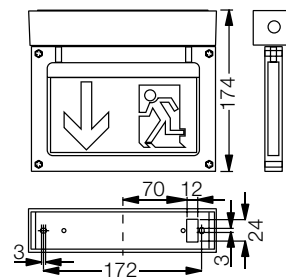
Accessories

Type	Order No.
Recessed ceiling mounting kit with wire suspension, incl. LED supply	400 71 352 152
Surface mounting kit, incl. LED supply, colour aluminium	400 71 352 072
Surface mounting kit with wire suspension, incl. LED supply, colour aluminium	400 71 352 073

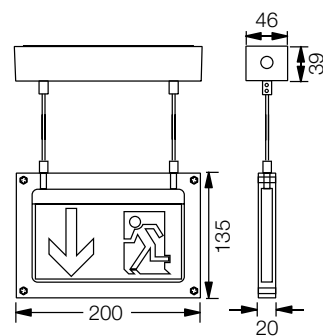
Dimensions in mm



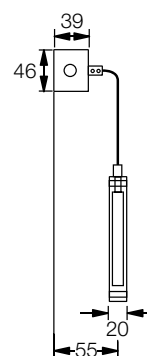
Recessed ceiling mounting
with wire suspension



Surface mounting



Surface mounting
with wire suspension



Wall parallel with wire suspension