

# Safety Luminaire and Escape Sign Luminaire Style 22011 CG-S



- Single-sided escape sign luminaire or safety luminaire of high quality, UV-resistant, halogen-free plastic
- Modular constructed luminaire series permits combination with various fixing modules
- Includes transparent cover with simple snap mounting and pictogram foil set
- Simple mounting via quick mounting set (can be pre-assembled) with integrated terminal block for through-wiring
- Optionally available IP 54 set (for electronic and light source) for increased sealing requirements for indoor rooms or for canopied outdoor areas
- Shortened inspection effort due to CEWA GUARD technology
- Automatic function monitoring of up to 20 luminaires per circuit
- Reduced installation expenditures by STAR technology
- Freely programmable mixed operation of the switching modes per luminaire in one circuit

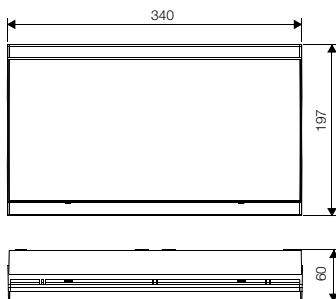


22011 CG-S  
with transparent cover





22011 CG-S  
with pictogram foil PR

Dimensions in mm



<b>Viewing distance</b>	<b>32 m</b>
Luminous flux $\Phi_E/\Phi_N$ at the end of rated operating time	75 %
Housing material	Polycarbonate (850 °C glow wire resistant)
Weight incl. cover	0.80 kg
Housing colour	Grey
Type of mounting	Wall and ceiling mounting
Connection terminals	Loop terminals 3 x 2.5 mm <sup>2</sup>
Connection voltage	220 - 240 V, 50/60 Hz, 176 - 275 V DC
Current consumption - battery operation (220 V)	30 mA
Power consumption mains operation	16 VA
Permissible temperature range	-10 °C ... +40 °C
Light source	8 W/T16, 450 lm

## Ordering details

Type	Scope of supply	Order No.
22011 CG-S set acc. to DIN 4844	Luminaire housing with quick-mounting set and cover, with CEWA GUARD monitoring and 20-digit address switch incl. 3 pictogram foils PL, PR and PU 	4 0071 345 950
22011 CG-S set	Luminaire housing with quick-mounting set and cover, with CEWA GUARD monitoring and 20-digit address switch incl. 3 pictogram foils PL, PR and PU 	4 0071 352 701

## Accessories

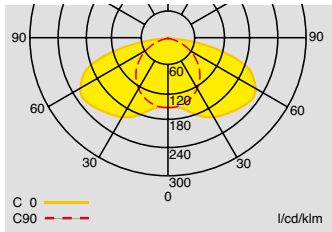
For further accessories see page 1/51

# Safety Luminaire and Escape Sign Luminaire Style 22011 CG-S

1

## Planning help for 22011 CG-S for E = 1.0 lx (0.5 lx) with transparent cover

Measuring level 0.02 m, maintenance factor MF = 80 %, battery operation, distances in m

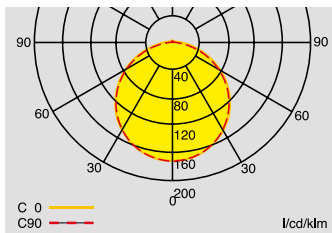


Light distribution curve 22011 CG-S with transparent cover

Mounting height (m)	Types of mounting	Mounting diagrams			
		L1	L2	L3	L4
2.5	Ceiling mounting	3.0 (3.7)	7.4 ( 9.0)	4.6 (5.9)	11.8 (14.4)
3.0	Escape route centre	3.1 (4.0)	8.0 ( 9.8)	4.9 (6.3)	12.6 (15.6)
4.0		3.2 (4.4)	8.6 (11.2)	5.0 (6.8)	13.6 (17.4)
5.0		2.9 (4.5)	8.8 (12.0)	4.7 (7.0)	14.0 (18.6)
6.0		2.2 (4.4)	8.6 (12.4)	4.0 (6.9)	13.8 (19.4)
7.0		0.8 (4.0)	7.8 (12.6)	0.9 (6.6)	12.8 (19.8)
2.0	Wall mounting	2.8 (3.3)	6.6 ( 7.6)	3.3 (4.0)	8.0 ( 9.6)
2.5		2.8 (3.4)	6.8 ( 8.0)	3.1 (4.0)	8.0 ( 9.8)
3.0		2.7 (3.4)	6.8 ( 8.2)	0.1 (3.8)	7.6 ( 9.6)
3.0	Ceiling mounting	2.4 (3.4)	8.0 ( 9.8)	5.5 (6.5)	12.0 (14.8)
4.0	Room illumination	2.4 (4.4)	8.6 (11.0)	5.5 (5.5)	13.8 (17.0)
5.0		2.4 (4.4)	9.2 (12.2)	4.5 (5.5)	14.6 (18.2)
6.0		1.8 (4.4)	9.2 (12.8)	3.6 (5.5)	15.2 (19.4)
7.0		0.7 (3.7)	8.8 (12.8)	0.7 (5.2)	15.2 (21.0)

## Planning help for 22011 CG-S for E = 1.0 lx (0.5 lx) with opaque cover

Measuring level 0.02 m, maintenance factor MF = 80 %, battery operation, distances in m



Light distribution curve 22011 CG-S with opaque cover

Mounting height (m)	Types of mounting	Mounting diagrams			
		L1	L2	L3	L4
2.5	Ceiling mounting	3.1 (3.9)	7.8 ( 9.6)	3.1 (4.0)	7.8 ( 9.8)
3.0	Escape route centre	3.2 (4.2)	8.4 (10.4)	3.3 (4.2)	8.4 (10.6)
4.0		3.3 (4.5)	9.0 (11.6)	3.3 (4.6)	9.0 (11.8)
5.0		3.0 (4.6)	9.2 (12.4)	3.0 (4.7)	9.2 (12.6)
6.0		2.4 (4.5)	9.0 (12.8)	2.4 (4.6)	9.0 (13.0)
7.0		1.1 (4.2)	8.2 (13.0)	1.2 (4.3)	8.2 (13.0)
2.0	Wall mounting	2.0 (2.6)	5.2 ( 6.4)	2.0 (2.7)	5.4 ( 6.8)
2.5		1.7 (2.5)	5.0 ( 6.4)	1.7 (2.5)	5.0 ( 6.8)
3.0		1.2 (2.3)	4.4 ( 6.2)	0.9 (2.2)	4.2 ( 6.4)
3.0	Ceiling mounting	2.4 (3.4)	7.2 ( 9.0)	3.5 (3.5)	7.4 ( 8.8)
4.0	Room illumination	2.4 (3.4)	8.2 (10.2)	3.5 (4.5)	8.0 (10.2)
5.0		2.4 (3.4)	8.8 (11.2)	3.5 (4.5)	8.6 (11.0)
6.0		2.0 (3.4)	9.0 (11.8)	2.0 (4.5)	9.0 (11.8)
7.0		0.7 (3.4)	9.2 (12.4)	0.7 (3.5)	9.0 (12.2)

# Safety Luminaire and Escape Sign Luminaire Style 22021 CG-S



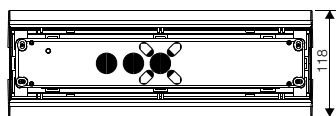

- Double-sided escape sign luminaire of high quality, UV-resistant, halogen-free plastic
- Modular constructed luminaire series permits combination with various fixing modules
- Includes two transparent covers with simple snap mounting and pictogram foil set
- Simple mounting via quick mounting set (can be pre-assembled) with integrated terminal block for through-wiring
- Optionally available IP54 set (for electronic and light source) for increased sealing requirements for indoor rooms or for protected outdoor areas
- Shortened inspection effort due to **CEWA GUARD** technology
- Automatic function monitoring of up to 20 luminaires per circuit
- Reduced installation expenditure with **STAR** technology
- Freely programmable mixed operation of the switching modes per luminaire in one circuit



22021 CG-S  
with pictogram foil PL

<b>Viewing distance</b>	<b>32 m</b>
Luminous flux $\Phi_E/\Phi_N$ at the end of rated operating time	75 %
Housing material	Polycarbonate (850 °C glow wire resistant)
Weight incl. cover	1.10 kg
Housing colour	Grey
Type of mounting	Ceiling mounting
Connection terminals	Loop terminals 3 x 2.5 mm <sup>2</sup>
Connection voltage	220 - 240 V, 50/60 Hz 176 - 275 V DC
Current consumption - battery operation (220 V)	30 mA
Power consumption mains operation	16 VA
Permissible temperature range	-10 °C to +40 °C
Light source	8 W/T16, 450 lm

Dimensions in mm



## Ordering details

Type	Scope of supply	Order No.
22021 CG-S set acc. to DIN 4844	Luminaire housing with quick-mounting set and cover, with CEWA GUARD monitoring and 20-digit address switch incl. 4 pictogram foils PL, PR, PU and BL	4 0071 345 951
22021 CG-S set	Luminaire housing with quick-mounting set and cover, with CEWA GUARD monitoring and 20-digit address switch incl. 4 pictogram foils PL, PR, PU and BL	4 0071 352 703

## Accessories

Type
Optionally available silkscreened pictograms: see page 1/47 and 1/53

For further accessories see page 1/51