

Safety Luminaire and Escape Sign Luminaire Style 55021 CG-S

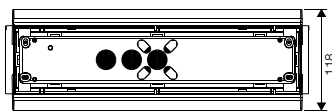
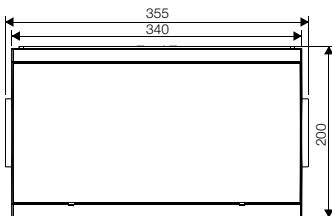


- Double-sided distribution escape sign or safety luminaire of high quality, UV-resistant, halogen-free plastic
- Modular constructed luminaire series permits combination with various fixing modules
- Large selection of screenprinted pictogram covers with simple snap mounting
- Simple mounting via quick mounting set (can be pre-assembled) with integrated terminal block for through-wiring
- Optionally available IP54 set (for electronic and light source) for increased sealing requirements for indoor rooms or for canopied outdoor areas
- Shortened inspection effort due to CEWA GUARD technology
- Automatic function monitoring of up to 20 luminaires per circuit
- Reduced installation expenditure with STAR technology
- Freely programmable mixed operation of the switching modes per luminaire in one circuit









55021 CG-S with cover PU and suspension set

Dimensions in mm



Viewing distance	32 m
Luminous flux Φ_E/Φ_N at the end of rated operating time	75 %
Housing material	Polycarbonate (850 °C glow wire resistant)
Weight incl. cover	1.15 kg
Housing colour	Grey
Type of mounting	Ceiling mounting
Connection terminals	Loop terminals 3 x 2.5 mm ²
Connection voltage	220 - 240 V, 50/60 Hz 176 - 275 V DC
Current consumption - battery operation (220 V)	30 mA
Power consumption mains operation	16 VA
Permissible temperature range	-10 °C to +40 °C
Light source	8 W/T16, 450 lm

Ordering details

Type	Scope of supply	Order No.
55021 CG-S	Luminaire housing without covers, without quick-mounting set, with CEWA GUARD monitoring and 20-digit address switch	4 0071 345 954
Cover SL	Transparent cover	4 0071 345 985
Opaque cover	Opaque cover	4 0071 345 986
Blind cover	Blind cover	4 0071 345 987
Structured cover	Cover with silkscreening	4 0071 348 223
Cover PL acc. to DIN 4844	Cover with silkscreened pictogram 	4 0071 349 320
Cover PR acc. to DIN 4844	Cover with silkscreened pictogram 	4 0071 349 321
Cover PU acc. to DIN 4844	Cover with silkscreened pictogram 	4 0071 349 323
Cover PL	Cover with silkscreened pictogram 	4 0071 348 011
Cover PR	Cover with silkscreened pictogram 	4 0071 348 012
Cover PU	Cover with silkscreened pictogram 	4 0071 348 013
Quick-mounting set	Quick-mounting set with terminals and distance plates	4 0071 345 980

Accessories

For accessories see page 1/51

Safety Luminaire and Escape Sign Luminaire Style 55011 CG-S



- Single-sided distribution escape sign or safety luminaire of high quality, UV-resistant, halogen-free plastic
- Modular constructed luminaire series permits combination with various fixing modules
- Large selection of screenprinted pictogram covers with simple snap mounting
- Simple mounting via quick mounting set (can be pre-assembled) with integrated terminal block for through-wiring
- Optionally available IP54 set (for electronic and light source) for increased sealing requirements for indoor rooms or for canopied outdoor areas
- Shortened inspection effort due to CEWA GUARD technology
- Automatic function monitoring of up to 20 luminaires per circuit
- Reduced installation expenditure with STAR technology
- Freely programmable mixed operation of the switching modes per luminaire in one circuit



55011 CG-S
with transparent cover




55011 CG-S
with cover PL



55011 CG-S
with structured cover









55011 CG-S
with opaque cover



Viewing distance	32 m
Luminous flux Φ_E/Φ_N at the end of rated operating time	75 %
Housing material	Polycarbonate (850 °C glow wire resistant)
Weight incl. cover	0.85 kg
Housing colour	Grey
Type of mounting	Wall and ceiling mounting
Connection terminals	Loop terminals 3 x 2.5 mm ²
Connection voltage	220 - 240 V, 50/60 Hz 176 - 275 V DC
Current consumption - battery operation (220 V)	30 mA
Power consumption mains operation	16 VA
Permissible temperature range	-10 °C to +40 °C
Light source	8 W/T16, 450 lm

Ordering details

Type	Scope of supply	Order No.
55011 CG-S	Luminaire housing without cover, without quick-mounting set, with CEWA GUARD monitoring and 20-digit address switch	4 0071 345 953
Cover SL	Transparent cover	4 0071 345 985
Opaque cover	Opaque cover	4 0071 345 986
Structured cover	Cover with silkscreening	4 0071 348 223
Cover PL acc. to DIN 4844	Cover with silkscreened pictogram 	4 0071 349 320
Cover PR acc. to DIN 4844	Cover with silkscreened pictogram 	4 0071 349 321
Cover PU acc. to DIN 4844	Cover with silkscreened pictogram 	4 0071 349 323
Cover PL	Cover with silkscreened pictogram 	4 0071 348 011
Cover PR	Cover with silkscreened pictogram 	4 0071 348 012
Cover PU	Cover with silkscreened pictogram 	4 0071 348 013
Quick-mounting set	Quick-mounting set with terminals and distance plates	4 0071 345 980

Accessories

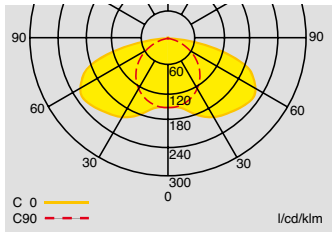
For accessories see page 1/51

Safety Luminaire and Escape Sign Luminaire Style 55011 CG-S

1

Planning help for 55011 CG-S for E = 1.0 lx (0.5 lx) with transparent cover

Measuring level 0.02 m, maintenance factor MF = 80 %, battery operation, distances in m

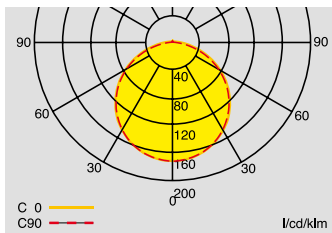


Light distribution curve 55011 CG-S with transparent cover

Mounting height (m)	Types of mounting	L1	L2	L3	L4
2.5	Ceiling mounting	3.0 (3.7)	7.4 (9.0)	4.6 (5.9)	11.8 (14.4)
3.0	Escape route centre	3.1 (4.0)	8.0 (9.8)	4.9 (6.3)	12.6 (15.6)
4.0		3.2 (4.4)	8.6 (11.2)	5.0 (6.8)	13.6 (17.4)
5.0		2.9 (4.5)	8.8 (12.0)	4.7 (7.0)	14.0 (18.6)
6.0		2.2 (4.4)	8.6 (12.4)	4.0 (6.9)	13.8 (19.4)
7.0		0.8 (4.0)	7.8 (12.6)	0.9 (6.6)	12.8 (19.8)
2.0	Wall mounting	2.8 (3.3)	6.6 (7.6)	3.3 (4.0)	8.0 (9.6)
2.5		2.8 (3.4)	6.8 (8.0)	3.1 (4.0)	8.0 (9.8)
3.0		2.7 (3.4)	6.8 (8.2)	0.1 (3.8)	7.6 (9.6)
3.0	Ceiling mounting	2.4 (3.4)	8.0 (9.8)	5.5 (6.5)	12.0 (14.8)
4.0	Room illumination	2.4 (4.4)	8.6 (11.0)	5.5 (5.5)	13.8 (17.0)
5.0		2.4 (4.4)	9.2 (12.2)	4.5 (5.5)	14.6 (18.2)
6.0		1.8 (4.4)	9.2 (12.8)	3.6 (5.5)	15.2 (19.4)
7.0		0.7 (3.7)	8.8 (12.8)	0.7 (5.2)	15.2 (21.0)

Planning help for 55011 CG-S for E = 1.0 lx (0.5 lx) with opaque cover

Measuring level 0.02 m, maintenance factor MF = 80 %, battery operation, distances in m



Light distribution curve 55011 CG-S with opaque cover

Mounting height (m)	Types of mounting	L1	L2	L3	L4
2.5	Ceiling mounting	3.1 (3.9)	7.8 (9.6)	3.1 (4.0)	7.8 (9.8)
3.0	Escape route centre	3.2 (4.2)	8.4 (10.4)	3.3 (4.2)	8.4 (10.6)
4.0		3.3 (4.5)	9.0 (11.6)	3.3 (4.6)	9.0 (11.8)
5.0		3.0 (4.6)	9.2 (12.4)	3.0 (4.7)	9.2 (12.6)
6.0		2.4 (4.5)	9.0 (12.8)	2.4 (4.6)	9.0 (13.0)
7.0		1.1 (4.2)	8.2 (13.0)	1.2 (4.3)	8.2 (13.0)
2.0	Wall mounting	2.0 (2.6)	5.2 (6.4)	2.0 (2.7)	5.4 (6.8)
2.5		1.7 (2.5)	5.0 (6.4)	1.7 (2.5)	5.0 (6.8)
3.0		1.2 (2.3)	4.4 (6.2)	0.9 (2.2)	4.2 (6.4)
3.0	Ceiling mounting	2.4 (3.4)	7.2 (9.0)	3.5 (3.5)	7.4 (8.8)
4.0	Room illumination	2.4 (3.4)	8.2 (10.2)	3.5 (4.5)	8.0 (10.2)
5.0		2.4 (3.4)	8.8 (11.2)	3.5 (4.5)	8.6 (11.0)
6.0		2.0 (3.4)	9.0 (11.8)	2.0 (4.5)	9.0 (11.8)
7.0		0.7 (3.4)	9.2 (12.4)	0.7 (3.5)	9.0 (12.2)